

837390

		()
		2017 1 1 2017 12 31
		2016 1 1 2016 12 31

--	--

2017 12 31

131,556,121.31

5%-30%

30%-60%

10%-30%

5%-10%

	Henan Winner Vibrating Equipment Co.,Ltd.
	837390
	1

	0373-7080334
	0373-7080334
	weimengdsh@163.com
	www.winnergroup.com.cn
	1 453700
	www.neeq.com.cn

	2000-12-04
	2016-05-30
	- - - C3511

2,857,140	29,999,970.00	2018	1	5
2,970,840	31,193,820.00	2018	2	28
				[2018]765

	185,005,645.72	120,873,612.54	53.06%
%	43.22%	40.35%	-

	-9,645,610.71	7,638,032.81	-226.28%

	-269,720.87
	199,984.03
	30,044.61
	175.64
	169,763.78

		-57,676.46		
	57,676.46			

2017 12 25

[2017]30

2017

2016

2016

-57,676.46

-57,676.46

"

"

"

"

"

"

()

3

7,923,675.80

4

12,499,433.41

()

1.

1		185,005,645.72	64,132,033.18	53.06%
		105,049,036.83	32,946,757.94	45.69%
2				
2017	43.22%	40.35%	2.87	
1				62,674,699.13
	33.95%	45.98%		
				18,135,524.92
9.82%	44.20%			
2				
3		2017		
		33.95%		
			11.66%	9.16%
4	2017			3
3				
		17,920,976.80	3,101,319.26	20.93%
1		3,115,546.38	1,150,846.66	58.58%

2	657,295.51		359,627.13	120.81%
			2017	
3	751,858.66		227,966.91	43.51%
4	629,805.98		1,116,977.00	63.94%
2016				
5	328,923.17			
6	284,855.81		197,331.33	225.46%
2016	33%	2017	50%	2017
7	204,112.28		89,526.91	78.13%
2017				
8	195,378.00		51,467.18	35.76%
9	111,871.70		103,371.70	1,216.14%
2017	12		10	
10	98,148.57		31,623.87	47.54%
11	61,207.47			
12	22,807.95		13,192.05	36.64%
	2%	0.8%		
13	20,000.00			
14	0.00		<	>
[2016]22				

	22,322,827.53	7,431,729.47	49.91%
1	8,990,315.99	5,298,046.55	143.49%
		2017	
2	3,901,836.89	1,038,977.00	36.29%
2017			
3	318,600.79	221,133.37	226.88%
4	54,292.78	49,654.88	1,070.63%
5	31,768.39	20,877.95	191.71%
2017			
5	32,298,397.17	19,859	

/		%	%
	4,855,540.03	2.62%	3.85%
	10,884,193.52	5.88%	7.80%
	62,674,699.13	33.88%	29.90%
	7,110,627.93	3.84%	6.86%
	1,020,687.21	0.55%	0.96%
	5,010,509.38	2.71%	2.85%
	64,252,809.63	34.73%	31.61%
	8,753,808.69	4.73%	8.93%
	1,937,168.19	1.05%	1.59%
	18,135,524.92	9.80%	5.23%
[REDACTED]	184,635,568.63	99.79%	[REDACTED]

[REDACTED]

(4)

1		12,733,495.41	13.79%	
2		8,844,000.11	9.58%	
3			5.92%	
4		5,111,976.12	5.54%	

		-2,780,248.68		2,226,183.02
	404,953.97			2,600,000.00
		35,215,066.24		39,768,728.73
2017		30,863,070.00	2017	2016
11,550,000.00				

()

1

1				
1.1				
	2000			
	2016	7	12	
				12 1 A A104
	55%			
	9,459,609.48		4,883,864.37	300,846.76
2				
2.1				
	10			
	2016	11	23	
				53-55
2.2				
	1000			
	2017	6	29	

3	364,144.21	444,660.19	111,272.36
---	------------	------------	------------

2

--

()

()

2017 4 28

[2017]13

42

2017 5 28

2017 5 10

[2017]15

16

2017

		100%	2017	12	31	20	
2	2016	11	9				
		2016-019					
		53-55			10		2017
12	31						

()

		"	"			"	"	
								60

1		43.22%		2.87		27,546,135.24
	14,389,396.49					
2		186.37 %				49.25%
3						42,856,199.64

()

()

	"	"	
1		"	"
2		"	"
"	"		
3		"	"

()

1		"	"
	"	"	
			"

	"								
2									
					"		"		
					2018-2020		1500		
3									
	"		2025	"	"		"		
4	"	+"							
					CRM				
							360		
5									
									+

()

--

()

1

2017 12 31

131,556,121.31

5%-30%

30%-60%

10%-30%

5%-10%

—

		. . ()

	13,000,000.00	2016.11.4-2017.11.3				
	5,869,928.30	2017.1.25-2018.1.24				
	7,400,000.00	2017.10.13-2018.10.16				
	13,000,000.00	2017.10.17-2018.8.16				
	10,000,000.00	2017.10.30-2018.10.30				
	67,169,928.30	-	-	-	-	-

	36,269,928.30

2017

	300	3,000,000.00		2017 9 14	2017-036
	-	14,697,860.00	-	-	-

2016 2 23

()

		6,683,911.00	2.25%	
		2,954,940.21	1.00%	
	-	9,638,851.21	3.25%	-

43

()

2016	7	11		"	10		"	
			2016	4	1		"	"
			"					
							"	"
								2011
			"		"	2011	11	-2016
							4	1
			"					"
			2016	6	6			6
								8
			6	24				
							7	11
			2017	1	3			
								2017
								3
30			2017	7	7			

()

			%			%
		6,122,688	18.55%	14,336,240	20,458,928	61.99%
		1,480,932	4.49%	0	1,480,932	4.49%
		4,170,688	12.64%	10,000	4,180,688	12.67%
		0	0.00%	0	0	0.00%
		26,878,312	81.45%	-14,336,240	12,542,072	38.01%

10%

嘉兴广陵 潮投资合 伙企业	牛陆艺	王延培	王思民	王慧慧	王玲玲	王善巨等 122名自 然人股东	嘉兴黑十云 帆创业投资 合伙企业
3.88%	6.36%	0.49%	15.58%	17.95%	8.36%	45.36%	2.03%

河南威猛振动设备股份有限公司

2017-12-8	2018-3-23	10.50	2,970,840	31,193,820.00	32	0	0	1	0	

			%		
		4,500,000.00	6.96%	2017/2/24-2018/2/23	
		5,000,000.00	5.655%	2017/3/2-2018/3/2	
		5,000,000.00	6.525%	2017/5/15-2018/5/14	
		2,000,000.00	6.525%	2017/7/14-2018/5/26	
		3,000,000.00	6.525%	2017/10/30-2018/10/29	
		8,000,000.00	4.5675%	2017/6/9-2018/6/8	
		5,000,000.00	4.5675%	2017/6/16-2018/6/15	
		2,650,000.00	4.35%	2017/10/25-2018/10/24	
		4,100,000.00	4.35%	2017/10/13-2018/10/12	
		1,700,000.00	4.35%	2017/11/3-2018/11/2	
	-	40,950,000.00	-	-	-

			%		
		4,500,000.00	6.96%	2016/2/25-2017/2/24	
		5,000,000.00	6.525%	2016/5/13-2017/5/12	
		3,000,000.00	6.525%	2016/10/31-2017/10/30	

		5,000,000.00	7.2%	2016/3/2-2017/3/2	
		8,000,000.00	4.568%	2016/6/12-2017/6/11	
		5,000,000.00	4.5675%	2016/7/29-2017/7/28	
		1,000,000.00	4.568%	2016/10/9-2017/10/8	
		2,100,000.00	4.35%	2017/9/23-2017/10/1	
		33,600,000.00			

()

/

	10	10	10
2017 6 26	0.83	0	0
	0.83	0	0

()

/

	10	10	10
	1.00	0	0

()

			70		2015	5	5	2018	5	4	
			45		2015	5	5	2018	5	4	
			68		2015	5	5	2018	5	4	
			58		2015	5	5	2018	5	4	
			41		2015	5	5	2018	5	4	

		5,141,676	0	5,141,676	15.58%	0
		1,610,369	0	1,610,369	4.88%	0
		82,200	40,000	122,200	0.37%	0
		306,532	0	306,532	0.93%	0
		401,341	0	401,341	1.22%	0
		2,757,311	0	2,757,311	8.36%	0
		0	0	0	0.00%	0
		383,365	0	383,365	1.16%	0
		76,236	0	76,236	0.23%	0
	-	16,682,760	40,000	16,722,760	50.68%	0

()

()

	114	117
	353	323
	146	169
	68	95
	11	19

	0	0
	6	13
	81	119
	126	135
	479	456
	692	723

1			
	723	31	27
23			
2			
3			
4			

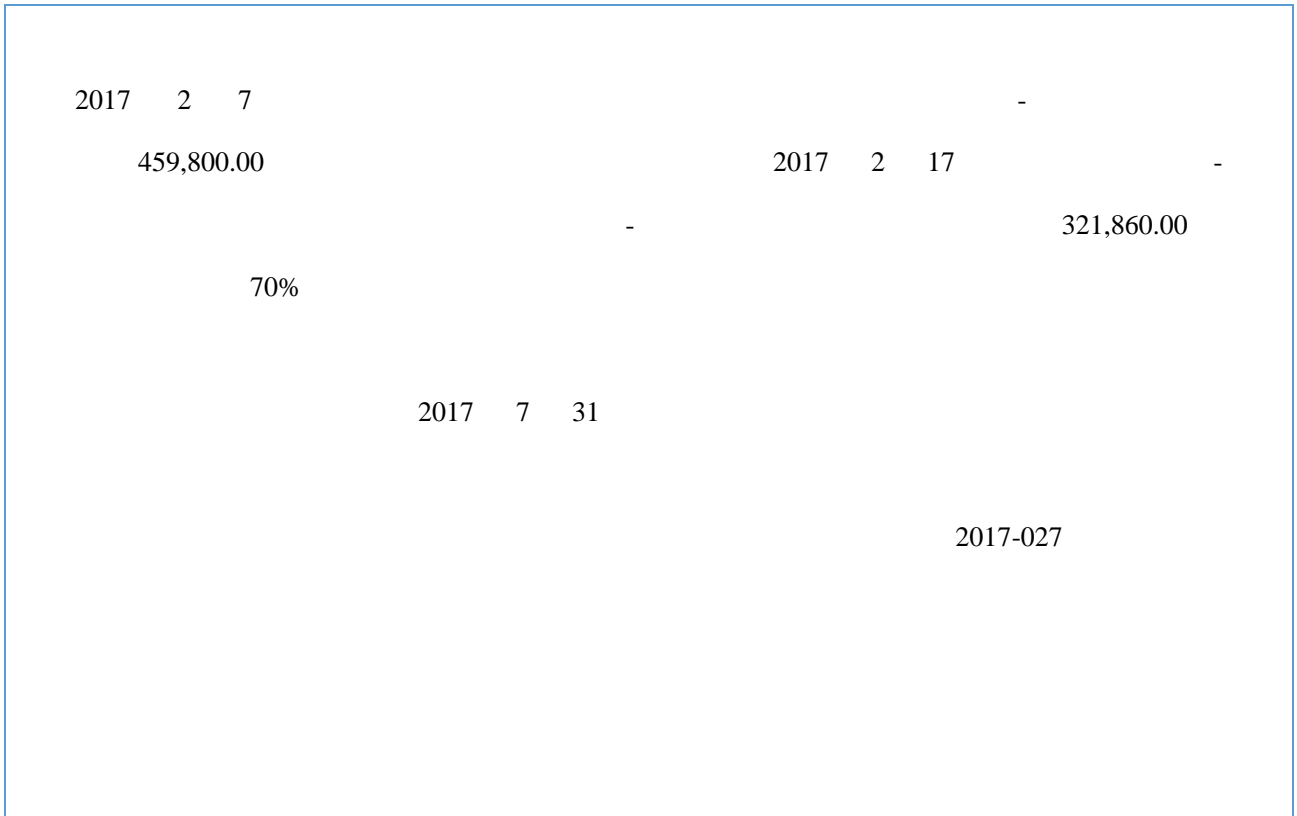
()

		0
		0

		0
		0
		0
		0
		0
		0
		0
	+	0
	+	0

		0
--	--	---

12	8	2017	2017-040	32	2017
----	---	------	----------	----	------



4

1 2017 7 10

2017

2017

7 2017 12 8

<

2 2017 3 16 2017

		> <
--	--	-----

5

--

()

" "

()

http://www.neeq.com.cn/

()

2

3

()

2016 6 3

<

>

2017

1

2

3

4

5

6

7

8

9

10

11

12

13

14

15

16

17

18

19

20

21

22

23

24

25

26

27

28

29

30

31

32

33

34

35

36

37

38

39

40

41

42


43

44

45

46

47



		140,761,053.57	87,049,593.39
	22	1,108,232.67	
	24	4,248,197.32	4,459,722.26
		5,356,429.99	4,459,722.26
		146,117,483.56	91,509,315.65
	25	33,001,000.00	33,001,000.00


	27	10,273,606.59	7,560,216.56
	28	84,853,213.01	62,909,124.15
		146,191,137.64	121,533,658.75
		4,399,022.34	4,069,448.44
		150,590,159.98	125,603,107.19
		296,707,643.54	217,112,422.84

()

		39,176,367.82	12,000,223.62
		512,793.28	
		18,777,409.81	13,456,087.79
	1	112,315,336.43	96,775,980.51
		21,112,134.67	3,226,908.57
	2	8,002,220.83	6,576,604.22
		56,348,564.05	46,390,190.18

	3	4,700,000.00	4,300,000.00
		24,119,140.72	20,361,410.71
		95,718.00	642,581.75
		2,276,199.35	2,375,518.93
		3,060,784.03	3,298,390.75
		4,430,366.27	3,862,585.03
		54,800.00	
		38,737,008.37	34,840,487.17
		294,981,835.26	213,266,482.06
		40,950,000.00	31,500,000.00

		31,376,677.15	71,165.00

10,273,606.59

7,560,216.56

	35		41,136.99
-			
-	36	-27,705.18	-57,676.46
	37	856,044.94	
		32,298,397.17	12,438,530.50
	38	141,690.41	3,039,174.33
	39	770,046.14	448,482.37
		31,670,041.44	15,029,222.46
	40	4,123,906.20	1,872,483.71
		27,546,135.24	13,156,738.75
()	-	-	-
1.		27,546,135.24	13,156,738.75
2.			
()	-	-	-
1.		149,573.90	-200,011.56
2.		27,396,561.34	13,356,750.31

1.			
2.			
3.			
4.			
5.			
6.			
		27,546,135.24	13,156,738.75
		27,396,561.34	13,575,750.31
		149,573.90	-5,011.56
		0.83	0.40
		0.83	0.40

()

	4	183,240,734.57	120,873,612.54
	4	103,717,505.07	72,102,278.89
		1,819,641.01	1,087,334.62

		4,087,866.72	3,396,288.43
	5		41,136.99
-		-27,705.18	
		856,044.94	
		31,834,875.63	12,900,826.55
		141,220.35	3,039,174.28
		770,046.14	506,158.83
		31,206,049.84	15,433,842.00
		4,072,149.56	1,875,649.43
		27,133,900.28	13,558,192.57
		27,133,900.28	13,558,192.57
1.			
2.			

	27,133,900.28	13,558,192.57
--	---------------	---------------

		28,953,432.53	25,350,003.87
		18,064,679.81	10,141,004.01
	41	27,275,640.58	14,776,207.17
		198,851,108.42	125,388,484.57
		-9,645,610.71	7,638,032.81
			5,000,000.00
			41,136.99
		10,000.00	
	41		2,600,000.00



		33,600,000.00	34,400,000.00
		4,878,554.18	2,141,188.56
	41	399,449.58	3,781,933.93
		38,878,003.76	40,323,122.49
		35,215,066.24	-4,553,662.49
		2.26	19,434.41
		22,789,209.11	2,549,739.07
		13,383,079.53	10,833,340.46
		36,172,288.64	13,383,079.53

()

		188,156,983.09	

()

The image shows a large table with a complex grid structure. The top portion of the table is visible, showing several columns. The first column is significantly wider than the others. The table is mostly obscured by large grey and blue redaction bars. There are three main blue redaction bars covering the lower half of the page, and several grey redaction bars covering parts of the table's content. The table appears to have at least 10 columns and several rows, though the data is not legible due to the redactions.

2017

[2000]36

2000 8 28

2017 12 31

33,001,000.00

914107007258089047

1

2016 5 30

2018 4 19

2017

2

1

42

15

2014

2

12

2017

2014

2017 12 31

15

23" "

1

1 1 12 31

2

5

1

2

8

1

2

9

1

2

4

5

10

1

2

300

A

1	
2	

B

1	
2	

a.			
		%	%
1	1	5	5
1-2		10	10
2-3		30	30
3-4		50	50
4-5		70	70
5		100	100

3

11

1

2

14

1

2

			%	%
		20	5	4.75
		3-10	5	31.67-9.50
		5-7	5	19.00-13.57
		3-5	5	31.67-19.00
		3-5	5	31.67-19.00

3

4

2

3

18

19

21

2

3

1

22

1

/

2

23

1

3

4

26

1

2

3

16

2017

16

2017

2017 1 1

2017 12 25

[2017]30

2017

2016

2016

-57,676.46

-57,676.46

2

28

1

21

2

3

	42,856,199.64	19,704,340.95

					188,000.00
					188,000.00

4

1

		%		%	
	131,556,121.31	100.00	17,086,184.88	12.99	114,469,936.43
1	131,556,121.31	100.00	17,086,184.88	12.99	114,469,936.43
2					
	131,556,121.31	100.00	17,086,184.88	12.99	114,469,936.43

		%		%	
	110,446,171.18	100.00	13,670,190.67	12.38	96,775,980.51
1	110,446,171.18	100.00	13,670,190.67	12.38	96,775,980.51
2					
	110,446,171.18	100.00	13,670,190.67	12.38	96,775,980.51

				%
1	84,954,921.77	4,247,746.09		5.00
1 2	20,125,182.27	2,012,518.23		10.00

2,169,000.00

1-2

216,900.00

		%		%	
1	9,514,786.54	45.97	1,390,745.51	14.62	8,124,041.03
2					
	980,070.24	4.74	980,070.24	100.00	
	20,694,366.37	100.00	12,570,325.34	60.74	8,124,041.03

		%		%	
	10,199,509.59	53.94	10,199,509.59	100.00	
	8,269,061.24	43.73	1,451,862.30	17.56	6,817,198.94
1	8,269,061.24	43.73	1,451,862.30	17.56	6,817,198.94
2					
	441,667.20	2.33	441,667.20	100.00	
	18,910,238.03	100.00	12,093,039.09	63.95	6,817,198.94

	10,199,509.59	10,199,509.59	100.00%
	10,199,509.59	10,199,509.59	

			%
1	6,250,958.86	312,547.95	5.00

				%
1	2	1,313,525.03	131,352.50	10.00
2	3	1,351,034.25	405,310.28	30.00
3	4	93,243.00	46,621.50	50.00

			%
	1,771.76	1,771.76	100.00
	1,770.70	1,770.70	100.00
	7.50	7.50	100.00
	980,070.24	980,070.24	


2

477,286.25

3

4

	4,717,480.49	5,140,970.94
	5,773,958.50	



	147,896.23	387,893.16
	147,896.23	387,893.16

3

	147,896.23	
		387,893.16
	147,896.23	387,893.16

14

	54,800.00	67,000.00
		74,610.00
	54,800.00	141,610.00

15

	6,500,000.00	4,500,000.00
	26,000,000.00	27,000,000.00

	472,808.25	222,632.10
	38,579,508.38	35,975,692.30
	1,036,886.09	664,973.23
	40,089,202.72	36,863,297.63

2

1

	5,690,519.05	
	512,144.00	
	334,251.00	
	215,222.82	
	195,488.18	
	6,947,625.05	

18

1

-	1,343.61	2,196,065.61	2,195,578.50	1,830.72
	184,712.23	29,503,874.20	28,953,432.53	735,153.90

2

1	181,625.68	25,982,454.28	25,433,562.70	730,517.26
2		548,638.43	548,638.43	
3	1,742.94	752,947.93	753,164.95	1,525.92
	1,615.38	522,867.33	523,095.51	1,387.20
	25.51	168,309.27	168,307.03	27.75
	102.05	61,771.33	61,762.41	110.97
4				
5		23,767.95	22,487.95	1,280.00
6				
7				
	183,368.62	27,307,808.59	26,757,854.03	733,323.18

3

1	1,275.60	2,111,761.39	2,111,280.25	1,756.74
2	68.01	84,304.22	84,298.25	73.98
3				
	1,343.61	2,196,065.61	2,195,578.50	1,830.72

	18,033.43	18,033.43
	12,285.30	
	21,843.12	20,273.50
	193,412.96	122,900.34
	8,117,251.98	4,226,364.60

21

	75,835.95	

	2,739,082.45	
	84,853,213.01	62,909,124.15

	54,292.78	4,637.90
	31,768.39	10,890.44
	1,128.86	
		138.00
	22,322,827.53	14,891,098.06

32

	9,210,257.37	7,622,323.61
	3,115,546.38	1,964,699.72
	1,281,337.93	1,329,783.77
	657,295.51	297,668.38
	751,858.66	523,891.75
	629,805.98	1,746,782.98
	538,318.10	434,034.91
	328,923.17	
	284,855.81	87,524.48
	204,112.28	114,585.37
	195,378.00	143,910.82
	131,460.69	129,954.08
	111,871.70	8,500.00
	98,148.57	66,524.70
	94,950.38	129,626.57
	62,313.12	54,017.81
	61,207.47	
	42,431.55	
	24,929.16	24,929.16
	22,807.95	36,000.00
	20,000.00	
	16,200.50	30,367.00
	10,200.00	10,200.00

	10,000.00	
	8,737.30	5,000.00
	7,069.22	6,054.56
	960.00	
		53,277.87
	17,920,976.80	14,819,657.54

33

	2,139,471.73	2,141,188.56
	80,633.88	85,301.25
	-19,657.86	-24,063.88
	60,780.04	77,398.72
	99,111.29	
	2,199,071.32	2,109,222.15

34

	4,195,938.96	3,408,951.31
	4,195,938.96	3,408,951.31

35

	87,500.00		87,500.00
	229,024.94		229,024.94

)

2017

			/
		50,000.00	
		40,000.00	
		30,700.00	
		28,518.00	
		41,000.00	

2017

		10,000.00	10,000.00
		362,649.58	3,771,933.93
		26,800.00	
		399,449.58	3,781,933.93

42

1

1			
		27,546,135.24	13,156,738.75
		4,195,938.96	3,408,951.31
		3,027,687.90	2,830,240.29
		131,460.69	129,954.08

				100.00		
				100.00		
		2455050		2017	12	31

2

		%				
		49.82	149,573.90			4,399,022.34

15)

<

<

<

<

	1%	-19,037.08	-19,037.08	-20,111.76	-20,111.76
	1%	19,037.08	19,037.08	20,111.76	20,111.76

3

2017 12 31

7,000,000.00

2017 12 31

.....

	321,860.00	2017-2-17	2020-2-16
	4,500,000.00	2017-2-24	2018-2-23
	3,000,000.00	2017-10-30	2017-10-29
	28,697,860.00		

6

7

8

	1,484,556.18	1,164,763.40

9

6

7

1

2017 12 31

2

5,869,928.30

4

2018 1 5

2018-001

100

5

2018 4 19

2017

10

1.00

3,597,184.00

2017 7 3

2017 01 5

2017 01 5

"

" " "

2017 11 17

1

50

M

		%		%	
1	129,288,121.31	100.00	16,972,784.88	13.13	112,315,336.43
2					

5	740,919.54	740,919.54	100.00
	129,288,121.31	16,972,784.88	13.13

2

3,302,594.21

3

1		6,139,350.54	306,967.53	5.00
1	2	1,295,978.03	129,597.80	10.00
2	3	1,351,034.25	405,310.28	30.00
3	4	93,243.00	46,621.50	50.00
4	5	37,040.40	25,928.28	70.00
5		468,985.00	468,985.00	100.00
		9,385,631.22	1,383,410.39	14.74

				%
		119,907.37	119,907.37	100.00

	4,700,000.00		4,700,000.00	4,300,000.00	4,300,000.00
	4,700,000.00		4,700,000.00	4,300,000.00	4,300,000.00

" +"

, " -"

1

[2008]43

2

